

BOROUGH OF ORADELL

BOROUGH

OF DUMONT

BOROUGH

OF

BERGENFIELD

OF

TEANECK

TOWNSHIP










RIVER

EDGE

Land Use Plan

New Milford, New Jersey

6/7/2010

-  Single-Family Residential
-  Multi-Family Residential
-  Age Restricted Multi-Family Residential
-  Commercial
-  Public
-  Quasi-Public
-  Open Space/ Recreation
-  Utility
-  Farm Land Preservation

